
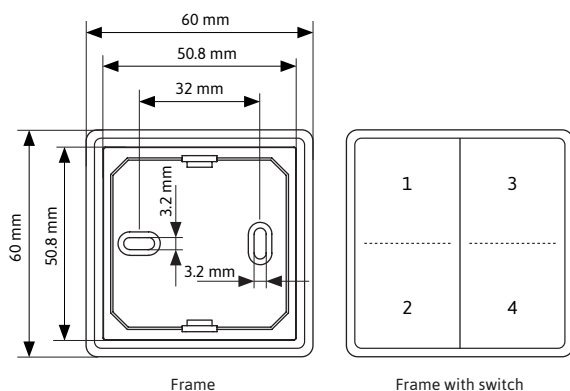


SL-PPA55W4K1

4-way surface-mounted furniture switch with 60 mm frame

**SWITCH ASSEMBLY**

- | | |
|---|----------------------------------|
| 1 | Frame |
| 2 | Rocker (2-way) with radio module |

**PRODUCT FEATURES**

- ▶ 4-way switch for controlling SIRO PUSHPOWER receivers
- ▶ Also suitable for many 55 mm switch frame systems.
- ▶ No battery and no wiring necessary!
- ▶ Battery-free device without external power supply.
- ▶ Transmission energy is generated from mechanical energy when the rocker is actuated.
- ▶ Radio-based range up to 80 meters in open areas.
- ▶ 1 button can be connected to any number of Push Power Receivers.
- ▶ A changeover switch function is provided when several switches are used.
- ▶ Four independent MONO areas or two DUO areas can be controlled.
- ▶ With DUO, DUO2-Pol and RGB, the first learned button is used to switch on/off and the opposite button is used for colour adjustment.
- ▶ Available in white (K60) and black (K1) versions.
- ▶ Frame and base plate included in the scope of delivery.

ASSEMBLY

- ▶ On smooth, flat surfaces by screwing or gluing
- ▶ 1. The substrate is clean, grease-free and stable.
- ▶ 2. Press the frame (1) onto the adhesive points or fix it with screws.
- ▶ 3. Attach the rocker with the radio module (2).

DIMENSIONS

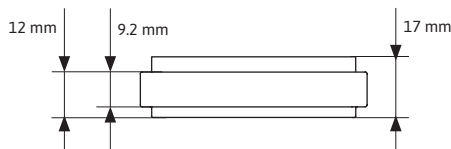
- | | |
|---------------------------------|-----------------|
| ▶ Switch incl. frame (LxBxH): | 60 x 60 x 17 mm |
| ▶ Switch without frame (LxBxH): | 55 x 55 x 17 mm |

TECHNICAL FEATURES

- | | |
|----------------------|---------------------|
| ▶ Transfer protocol: | RF 433 mhz |
| ▶ Range: | 30 meters (indoors) |
| ▶ IP Rating: | IP20 |

SAFETY AND INSTALLATION INSTRUCTIONS

- ▶ This product is not a toy and is not suitable for children!
- ▶ The installation must be carried out without tension!
- ▶ This SIRO PUSHPOWER switch is only suitable for indoor use.
- ▶ Unprotected outdoor use is not permitted.
- ▶ Contact with moisture must be avoided at all costs!



GENERAL FUNCTIONS

1, 2, 3, 4

Single click:

Click and hold button 1:

Click and hold button 2:

Click and hold when switched off:


4-way buttons

Switching on or off

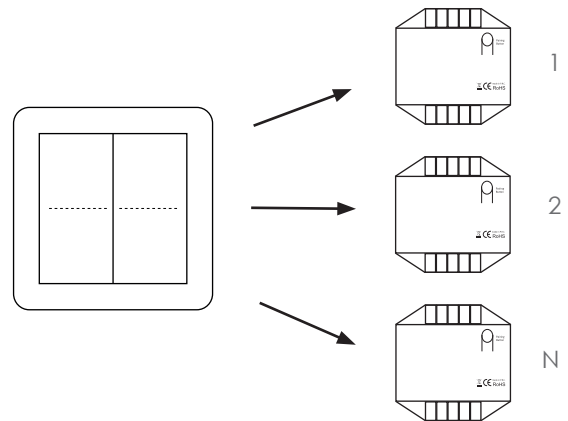
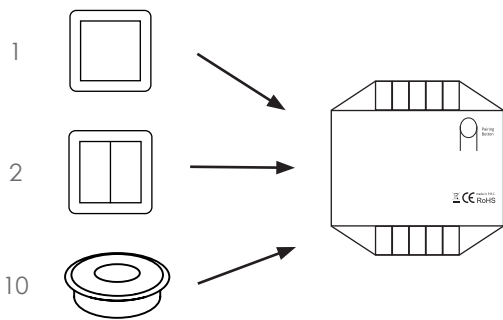
Dimming 5 - 100%

Colour adjustment

Night mode (5% brightness)



POSSIBLE COMBINATIONS



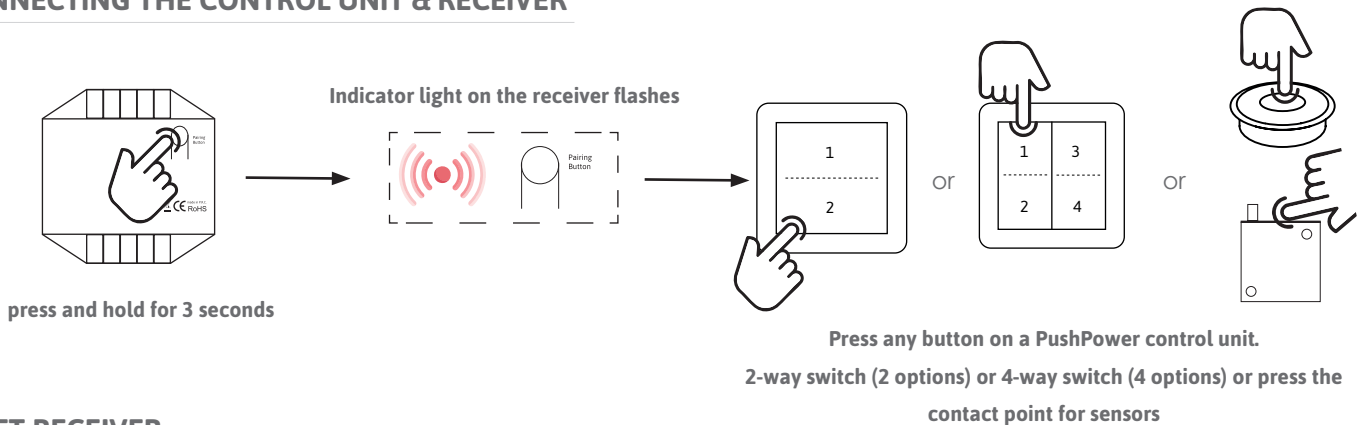
More controls on one receiver

a maximum of 10 PushPower control units (sensors, push buttons, etc.) can be connected to one receiver.

One control on several receivers

1 PushPower control unit can control any number of receivers.

CONNECTING THE CONTROL UNIT & RECEIVER



RESET RECEIVER

