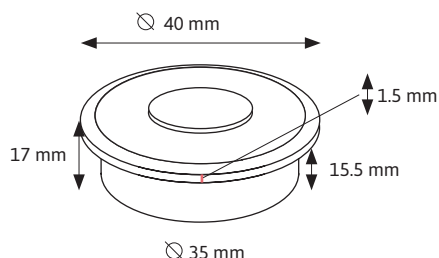
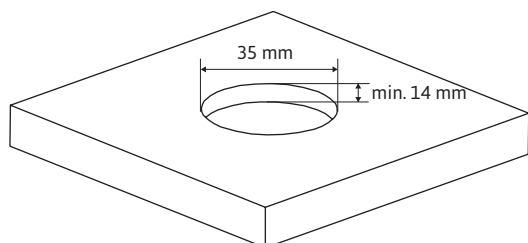


SL-PP40K1

adhesive or millable push button 40 mm

**TECHNICAL DRAWING****PRODUCT FEATURES**

- ▶ push button for routing with 35 mm diameter.
- ▶ No battery and no wiring necessary!
- ▶ Battery-free device without external power supply.
- ▶ Transmission energy is generated from mechanical energy when the rocker is actuated.
- ▶ Radio-based range up to 30 meters. (indoor)
- ▶ Push button can be connected to any number of Push Power Receivers.
- ▶ **Functions:**
 - ON - OFF - DIMMING with MONO receiver, no color adjustment possible with DUO, DUO2-Pol and RGB receiver!
- ▶ When several switches are used, a changeover switch function is provided.
- ▶ Available in white (K60) and black (K1) version.

ASSEMBLY

- ▶ Can be milled with 35 mm pot hole drill bit, or any placement using mounting ring
- ▶ Milling diameter: 35 mm
- ▶ Milling depth: min. 14 mm

DIMENSIONS

- ▶ Push button (DxH): 40 x 17 mm

TECHNICAL FEATURES

- ▶ Transmission protocol: RF 433 mhz
- ▶ Range: 30 metres (indoors)
- ▶ IP rating: IP20

SAFETY AND INSTALLATION INSTRUCTIONS


- ▶ This product is not a toy and is not suitable for children!
- ▶ The SIRO LED system is only suitable for indoor use.
- ▶ Unprotected outdoor use is not permitted.
- ▶ Contact with moisture must be avoided at all costs!

SCOPE OF DELIVERY

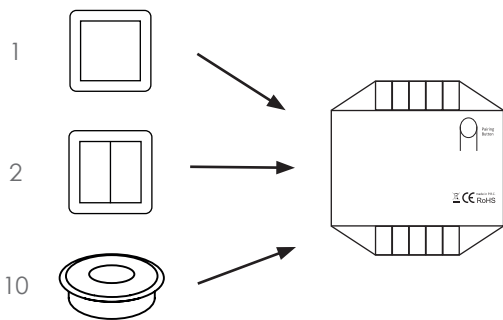
- ▶ Push button
- ▶ Mounting ring

GENERAL FUNCTIONS

1	1-way button
Single click:	Switching on or off
Click and hold button:	Dimming 5 - 100%
Double click:	Switch off all
Click and hold when switched off:	Night mode (5% brightness)

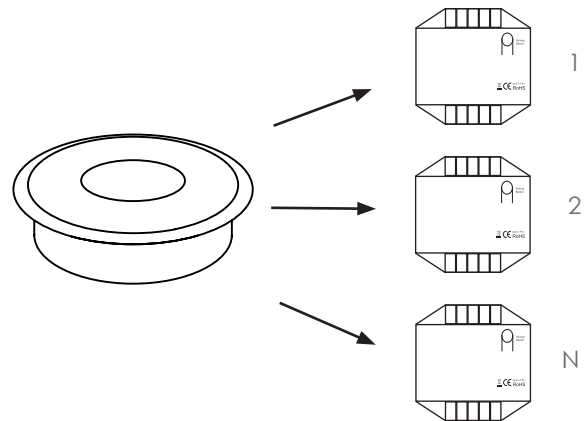


POSSIBLE COMBINATIONS



More controls on one receiver

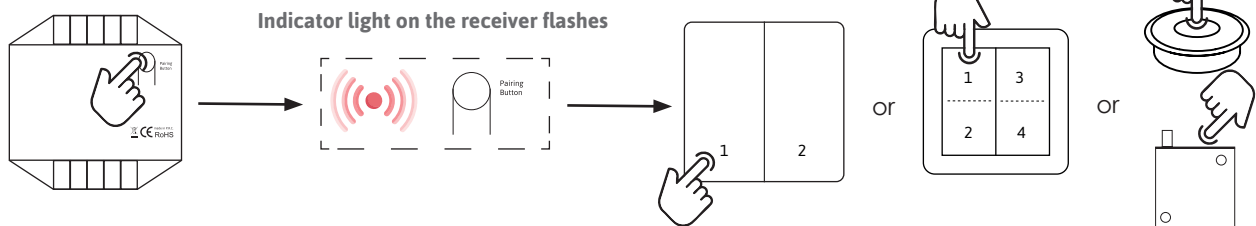
a maximum of 10 PushPower control units (sensors, push buttons, etc.) can be connected to one receiver.



One control on several receivers

1 PushPower control unit can control any number of receivers.

CONNECTING THE CONTROL UNIT & RECEIVER

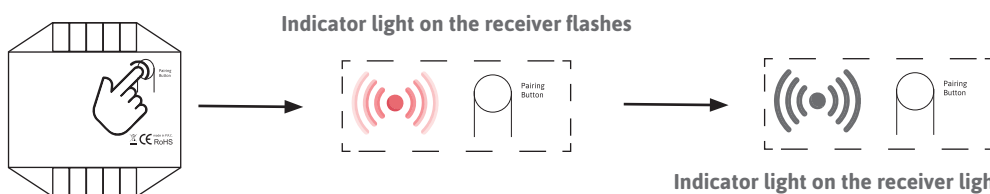


press and hold for 3 seconds

Press any button on a PushPower control unit.

2-way switch (2 options) or 4-way switch (4 options) or press the contact point for sensors

RESET RECEIVER



press and hold for 7 seconds

Indicator light on the receiver lights up continuously and then switches off



Darf nicht in den Hausmüll entsorgt werden.
Must not be disposed of in household waste.

SIRO Beschläge- und
Metallwarenfabrik Ges.m.b.H.
Spiefeldstraße 12
4452 Ternberg, Austria

Tel . +43 (0)7256.6020.0
Fax . +43 (0)7256.8932
E-Mail office@siro.at
Web . www.siro.at

© 2023 Alle Rechte
vorbehalten.
All rights reserved
Version 07/25